

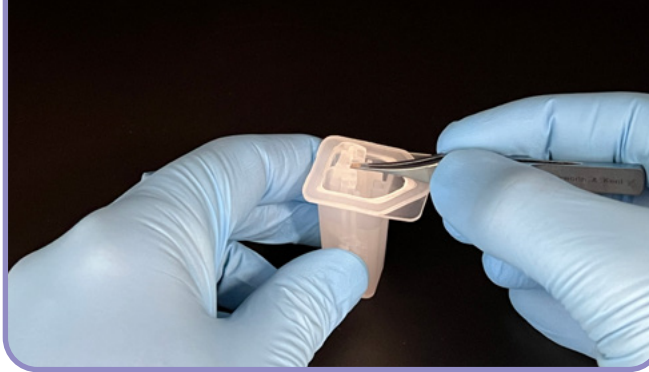
Instruction

For removing the Precizon IOL from the container

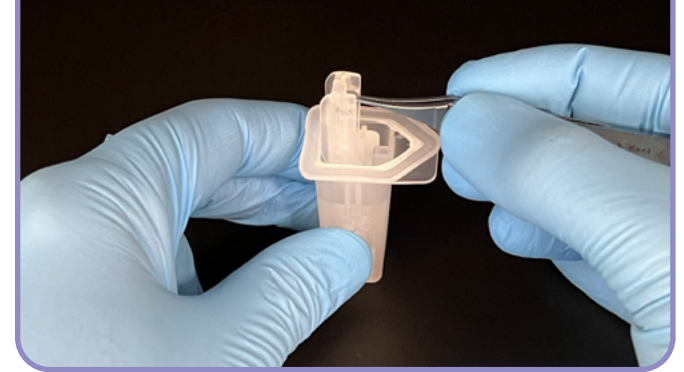
- 1** Pull lid lightly obliquely away from the container and remove it completely.



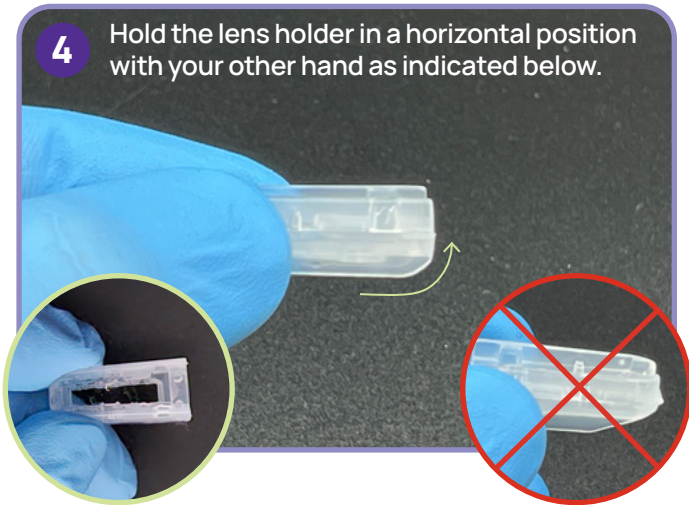
- 2** Place a closed forceps in the top of the lens holder.



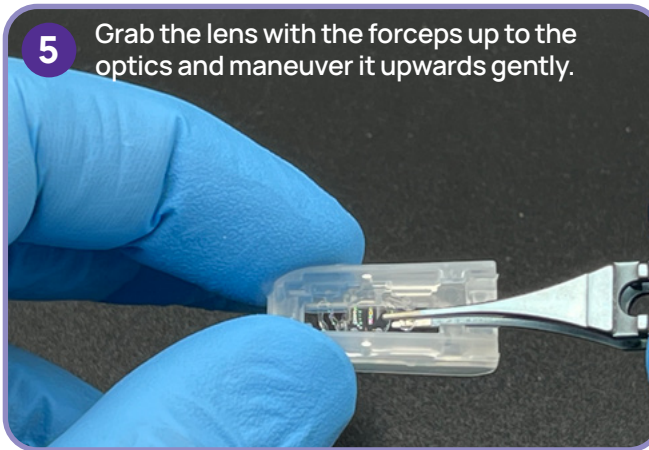
- 3** Lift the lens holder out of the container.



- 4** Hold the lens holder in a horizontal position with your other hand as indicated below.




- 5** Grab the lens with the forceps up to the optics and maneuver it upwards gently.



- 6** Check the lens before use.





Instruction

For the use of Precizon IOLs with non-preloaded injectors

For non-preloaded use of our Precizon IOLs, we recommend the following injectors:

Manufacturer	Model	Packaging	Article number
Medicel	Accuject Screw 2.2-TL Injector Set	10 piece box	H108.14.018
		Single piece box	H108.14.018-s
Medicel	Accuject 2.1-1P Injector Set	10 piece box	H108.14.017
		Single piece box	H108.14.017-s
MDJ	Loadinject 2.2 Injection set	1 Piece box	MDJ-INJ2.2



For loading instruction videos, scan the QR code or visit ophtec.com/alternative-injectors.

Always consult the IFU from the injectors for complete and up-to-date instructions.